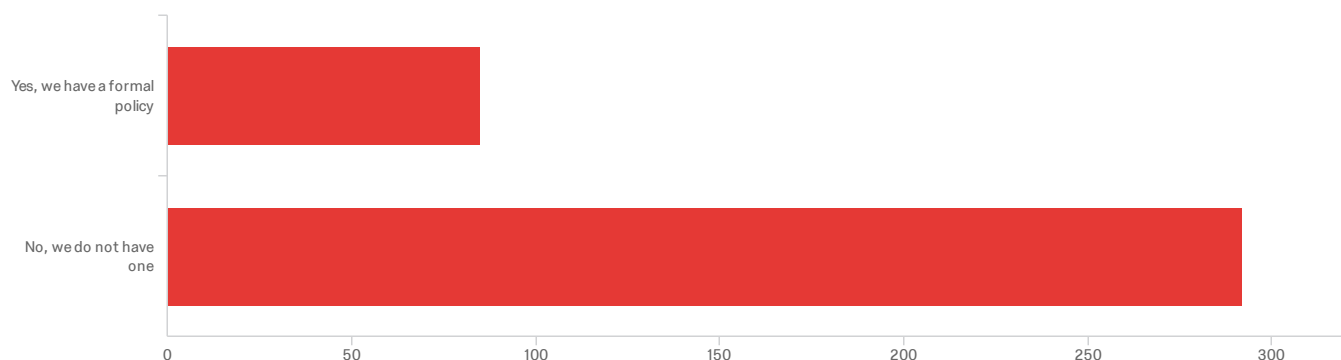


# Default Report

Green U Procurement Questionnaire

June 20, 2019 1:54 PM EDT

## Q1 - Does your organization have a green purchasing policy?:



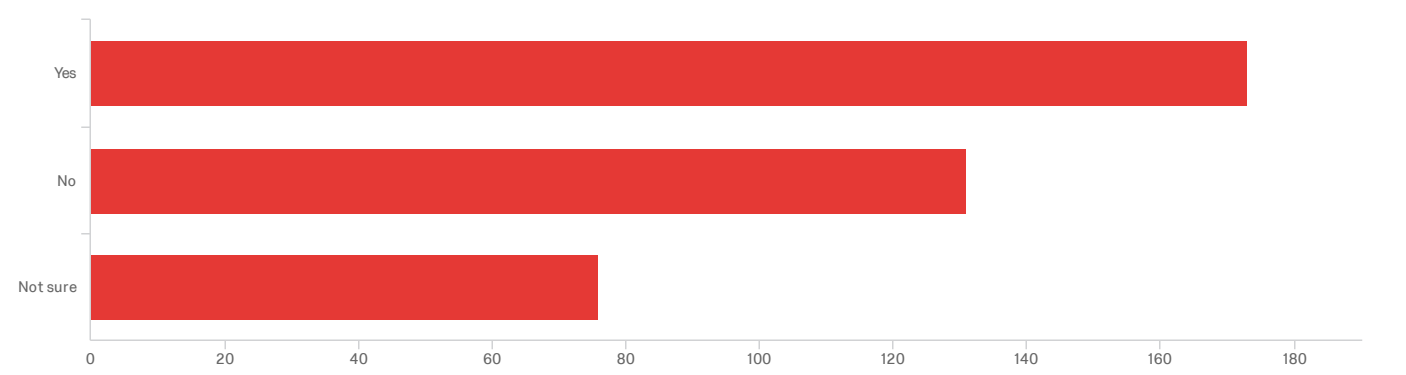
#	Field	Minimum	Maximum	Mean	Std Deviation	Variance	Count
1	Does your organization have a green purchasing policy?:	1.00	2.00	1.77	0.42	0.17	377

#	Field	Choice Count
1	Yes, we have a formal policy	22.55% 85
2	No, we do not have one	77.45% 292

377

Showing rows 1 - 3 of 3

Q2 - Do you offer a line of products designed to minimize waste?:

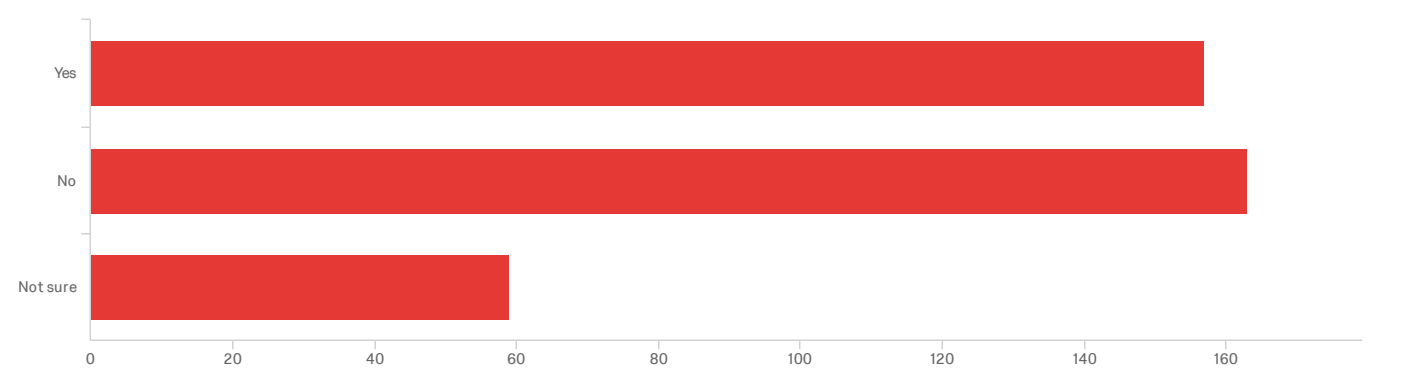


#	Field	Minimum	Maximum	Mean	Std Deviation	Variance	Count
1	Do you offer a line of products designed to minimize waste?:	1.00	3.00	1.74	0.77	0.59	380

#	Field	Choice Count
1	Yes	45.53% 173
2	No	34.47% 131
3	Not sure	20.00% 76
		380

Showing rows 1 - 4 of 4

Q3 - Do you offer a line of reusable products?:

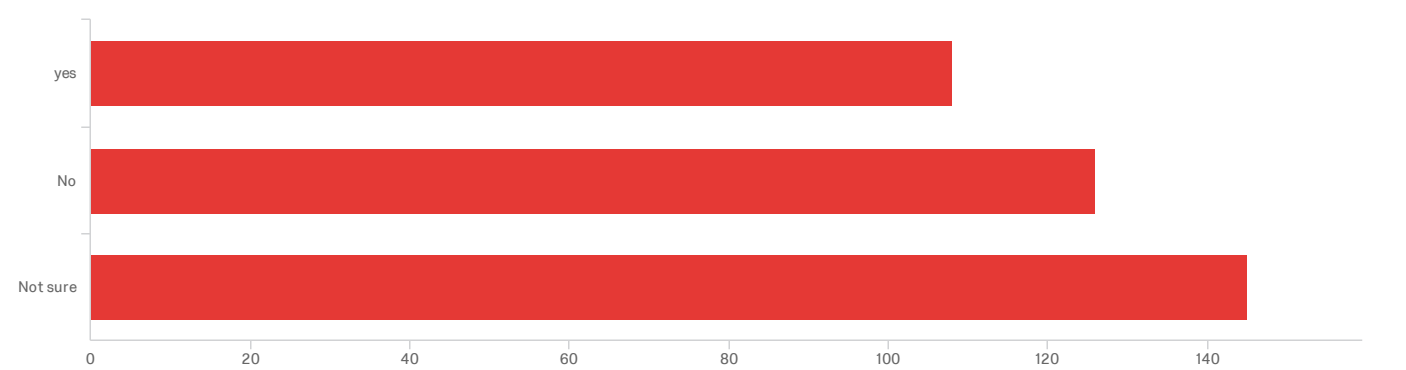


#	Field	Minimum	Maximum	Mean	Std Deviation	Variance	Count
1	Do you offer a line of reusable products?:	1.00	3.00	1.74	0.71	0.50	379

#	Field	Choice Count
1	Yes	41.42% 157
2	No	43.01% 163
3	Not sure	15.57% 59
		379

Showing rows 1 - 4 of 4

Q4 - Are most of your products recyclable in South East Florida?:

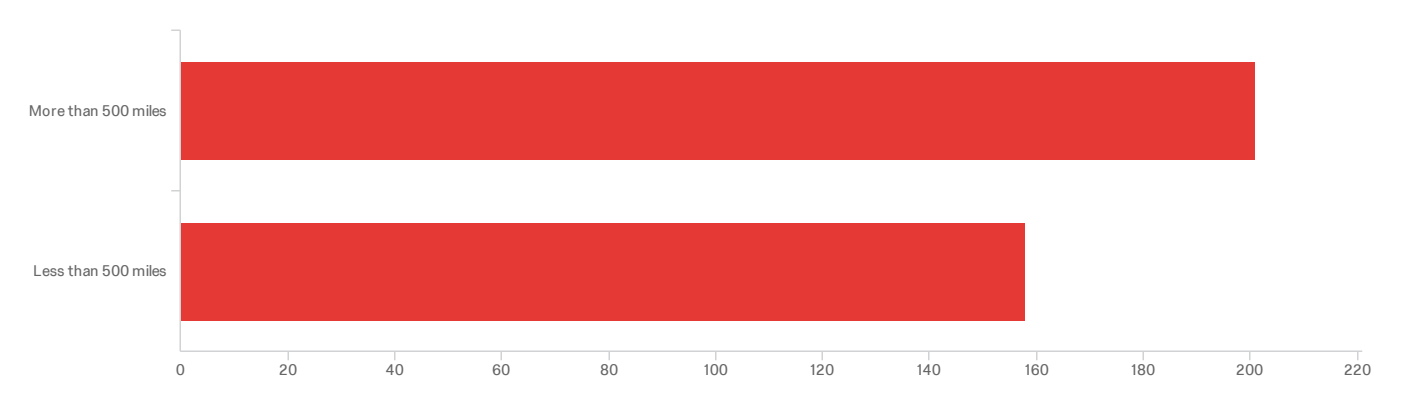


#	Field	Minimum	Maximum	Mean	Std Deviation	Variance	Count
1	Are most of your products recyclable in South East Florida?:	1.00	3.00	2.10	0.81	0.66	379

#	Field	Choice Count
1	yes	28.50% 108
2	No	33.25% 126
3	Not sure	38.26% 145
		379

Showing rows 1 - 4 of 4

Q6 - Is your company shipping to UM from...



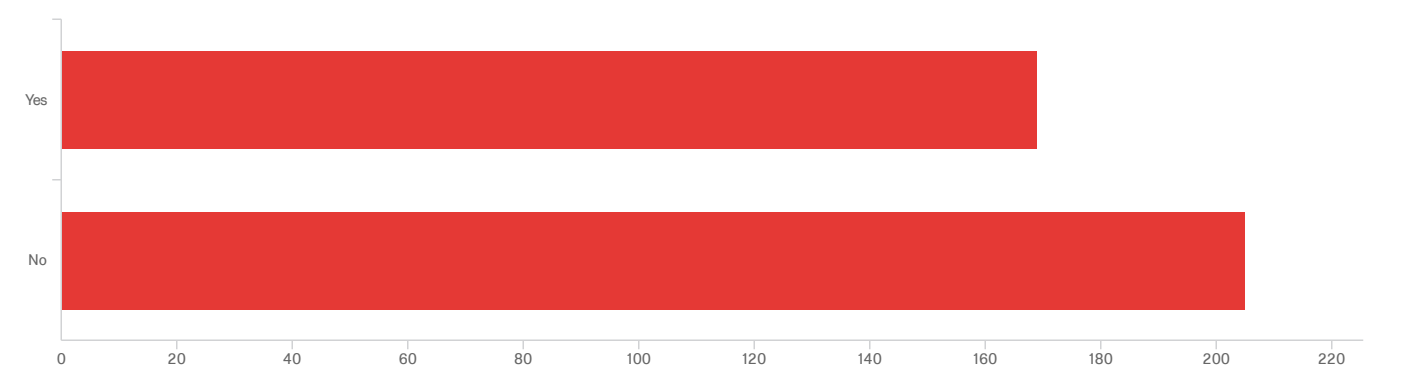
#	Field	Minimum	Maximum	Mean	Std Deviation	Variance	Count
1	Is your company shipping to UM from...	1.00	2.00	1.44	0.50	0.25	359

#	Field	Choice Count
1	More than 500 miles	55.99% 201
2	Less than 500 miles	44.01% 158

359

Showing rows 1 - 3 of 3

Q7 - Are some of your services or products meant to minimize energy or fuel consumption?:

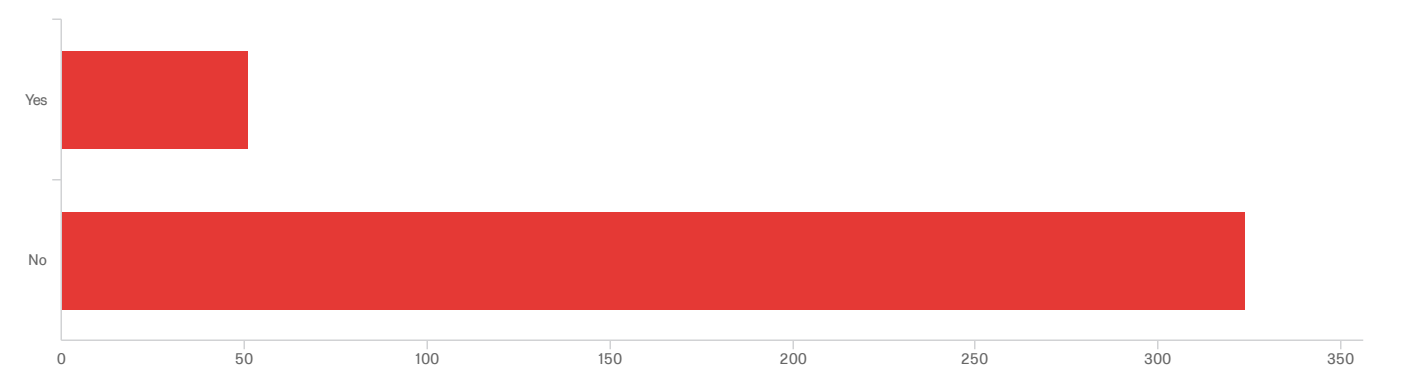


#	Field	Minimum	Maximum	Mean	Std Deviation	Variance	Count
1	Are some of your services or products meant to minimize energy or fuel consumption?:	1.00	2.00	1.55	0.50	0.25	374

#	Field	Choice Count
1	Yes	45.19% 169
2	No	54.81% 205
		374

Showing rows 1 - 3 of 3

Q8 - Do your company prepare and publish your own Corporate Social Responsibility report?:



#	Field	Minimum	Maximum	Mean	Std Deviation	Variance	Count
1	Do your company prepare and publish your own Corporate Social Responsibility report?:	1.00	2.00	1.86	0.34	0.12	375

#	Field	Choice Count
1	Yes	13.60% 51
2	No	86.40% 324

375

Showing rows 1 - 3 of 3

End of Report